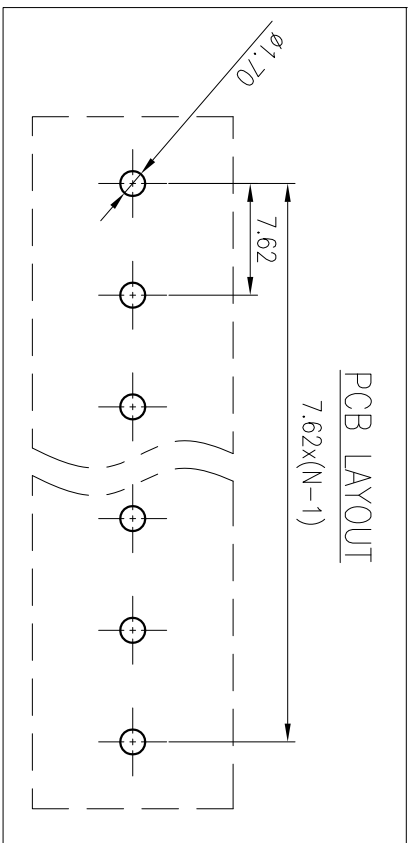

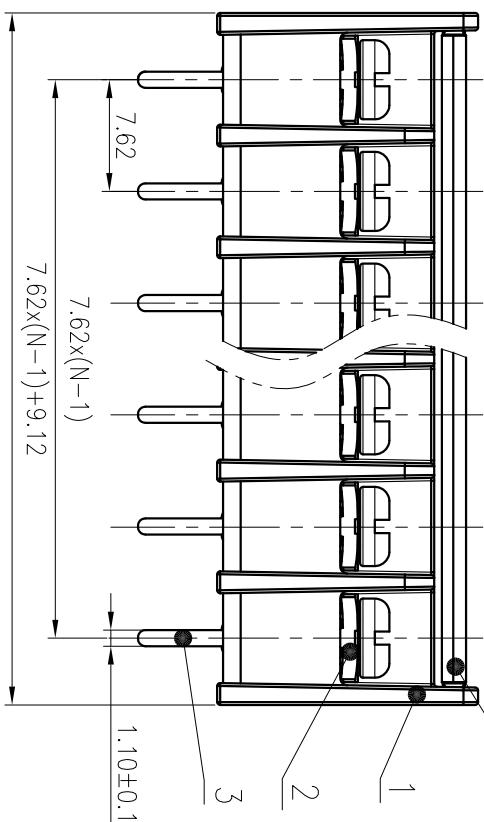
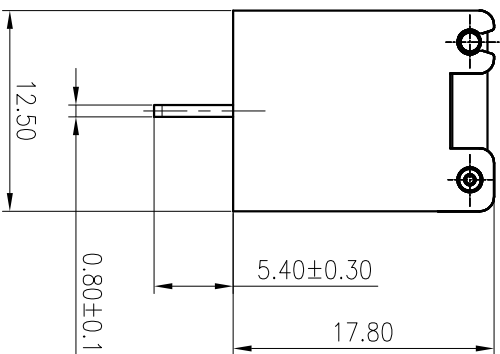
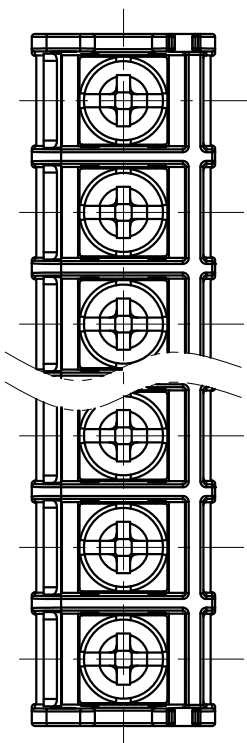


(W/O COVER)



公差/General Tolerances(mm)	0	>3	>6	>10	>18	>30	>50	>80	>120	>180	>250	>315	>400	>500	0.1/10
±0.12	±0.18	±0.22	±0.26	±0.31	±0.37	±0.43	±0.57	±0.80	±0.93	±1.05	±1.15	±1.60	±2.20	±2.50	±Z

PCB LAYOUT

7.62x(N-1)

ITEM	NAME OF PART	MATERIAL	NOTES
4	Cover	PC	UL94V-2
3	Pin Header	Copper Alloy	Sn Plated
2	Screw	Steel	M3/Ni Plated
1	Housing	PA66	UL94V-0

MATERIAL: /
SURFACE: /

MAT NO.: /
STATUS: /
APPD: /
CHKD: /

NAME: **DEGSON**® NINGBO DEGSON ELECTRICAL CO., LTD
NINGBO 宁波高松电子有限公司

DRAWING NO.: DG26GC-B-C01
DRAFT: DingXL 2019.03.15

TYPE: CUSTOMER DRAWING
SCALE: 2:1
REV: TO
SHEET: 1/1