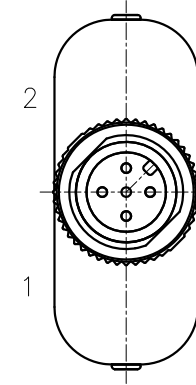
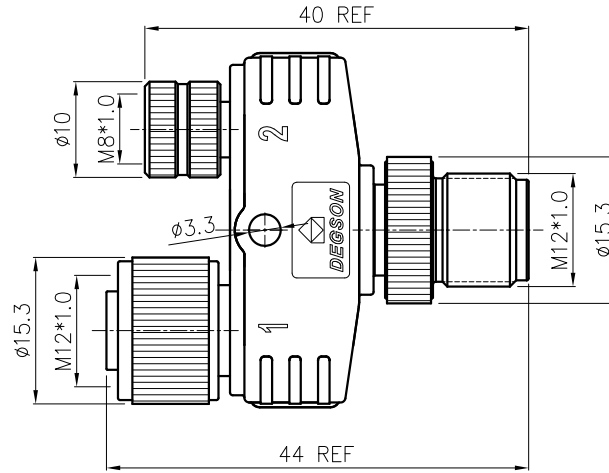
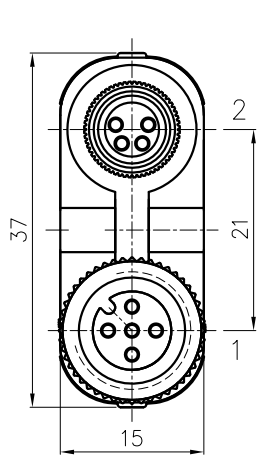
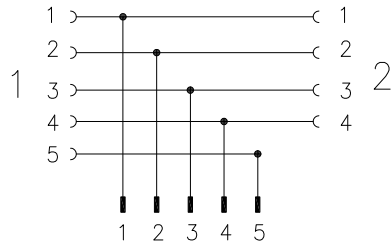


REVISION RECORD

| REV | ECN | DESCRIPTION | DRFT | DATE |
|-----|-----|-------------|------|------|
|-----|-----|-------------|------|------|



Circuit diagram:



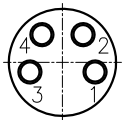
NOTES:

- 1.RoHS Compliance,
- 2.The Code direction is shown as diagram,
- 3.Housing material:PU(Color:black),
- 4.Contact body material:PU(Color:black),
- 5.Contact material:Copper alloy,(plating:gold)
- 6.O Ring material:Silicone,(Color:green)
- 7.M12-Screw material:Zinc alloy (plating:Ni),
- 8.M8-Screw material:Copper alloy (plating:Ni),

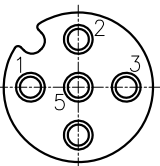
Technique parameter

| | |
|-----------------------|-------------|
| Rated voltage | 60V |
| Rated current | 3A |
| Insulation resistance | ≥100MΩ |
| Withstanding voltage | 500V AC |
| Operating temperature | -25°C~+85°C |
| Levels of protection | IP67 |
| Cable OD | / |

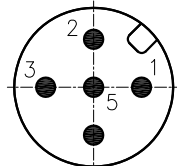
Female(Front view)



Female(Front view)



Male(Front view)



Dimensional tolerance (mm)

| | | | | |
|-------|---------|----------|-----------|-------|
| ≤30 | 30 ~ 60 | 60 ~ 100 | 100 ~ 150 | >150 |
| ±0.20 | ±0.30 | ±0.50 | ±0.70 | ±1.00 |

| | | | | |
|----------------|------------------------------------|---|-------------------------|-----------|
| DETACHED LISTS | PART NO.: FYM12A05MM12A05FS0100 | 宁波高松电子有限公司 NINGBO DEGSON ELECTRICAL CO., LTD | | |
| | APPD: | NAME: FY-M12A-05M-M12A-05F-S-0100 | | |
| | CHKD: | DRFT: WYM 2019/05/23 | TITLE: ASSEMBLY DRAWING | REV TO-1 |
| | THIRD ANGLE PROJECTION | | DRAWING NO.: 20000423 | SHEET 1/1 |
| | | DO NOT SCALE DRAWING | SCALE 1:1 | |